



7TH OHIO HOUSE DISTRICT

Rep. Thomas F. Patton

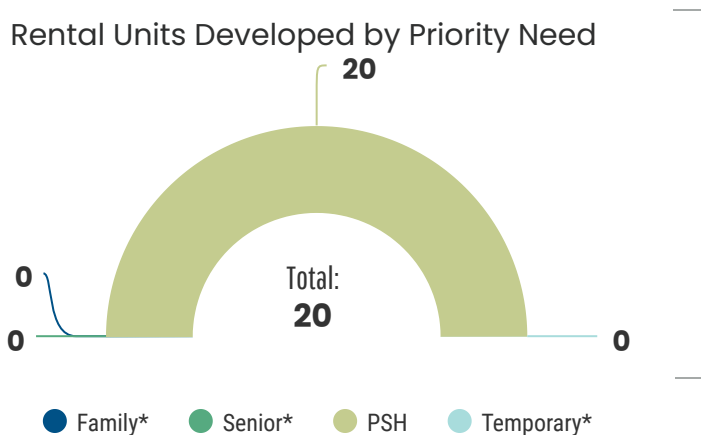
ABOUT OHFA

The Ohio Housing Finance Agency (OHFA) is an independent state agency dedicated to ensuring all Ohioans have a safe and affordable place to call home. OHFA uses federal and state resources to provide housing for low- to moderate-income households through the financing of fixed-rate mortgages, as well as funding the development and preservation of affordable rental housing. At the state level, OHFA relies on two crucial sources of funding: an allocation from the Ohio Housing Trust Fund to supply gap financing for rental housing projects and the capacity to issue Housing Development Loans using Unclaimed Funds from the Ohio Department of Commerce. These resources and programs produce stronger, healthier Ohio communities and stimulate economic activity by supporting more than 5,700 jobs and contributing over \$870 million a year to the state's economy.



OHFA'S IMPACT IN THE 7TH DISTRICT

Rental Units Developed by Priority Need



1,083 Homebuyers Assisted

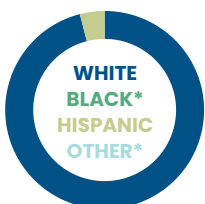
20 Affordable Rental Units Built or Preserved

203 Mortgage Holders Helped to Avoid Foreclosure

OHFA HOMEBUYERS IN THE 7TH DISTRICT

| | | | |
|------------|---------------|-------------------|---------------------|
| Median Age | Median Income | Average Home Loan | Average FICO® Score |
| 33 | \$59,520 | \$147,707 | 720 |

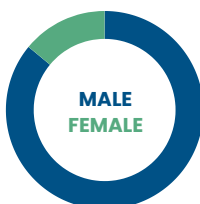
Race & Ethnicity Breakdown



Marital Status Breakdown



Gender Breakdown



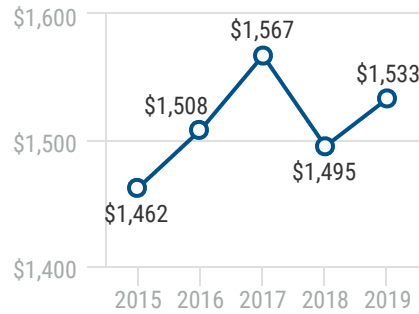
HOUSING NEEDS IN OHIO'S 7TH DISTRICT

Veterans

798 veterans or 24% of veteran heads of household in the 7th spend more than 30% of income on housing.



Rent Increases



Between 2015 and 2019, rent increased by 4.9% in the 7th.

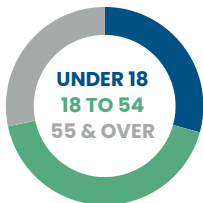
Price-to-Income Ratio

The average home price in the 7th is \$200,899, or 2.1 years of family income for the average potential homebuyer.



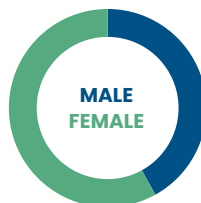
LOW-INCOME RENTERS IN THE 7TH DISTRICT

All Members of Household by Age



Average Age
36 All Members of Household
51 Head of Household

Heads of Household by Gender



Number of Low-Income Renters
21,629 All Household Members
11,864 Households

Income & Rent Limits
\$35,376 Max. Income
\$884 Max. Rent
60% AMI, Family of 2

Select Local Jobs
(and their average salaries)
Medical Assistants (\$35K)
Factory Assembly Workers (\$35K)
Warehouse Movers (\$32K)



Sources: OHFA internal data (as of June 30, 2020); 2018 State and District Fact Sheets, A Call To Invest in Our Neighborhoods (ACTION) Campaign; IPUMS USA, University of Minnesota; Income Limits, U.S. Department of Housing and Urban Development; Supreme Court of Ohio Case Management System; American Community Survey One- and Five-Year Estimates; Ohio Department of Education (public data request, based on 2019-2020 school year data); Real Estate Analytics Suite, CoreLogic; Occupational Employment Statistics Survey, Bureau of Labor Statistics

Notes: PSH = Permanent Supportive Housing, AMI = Area Median Income. An asterisk (*) indicates 0%. Percentages may not add up to 100% due to rounding. All estimates based on 2019 data unless stated otherwise. See our [website](#) for additional notes.



57 East Main Street
 Columbus, OH 43215
 614.466.7970 | www.ohiohome.org
 Shawn Smith, Interim Executive Director
 Guy Ford, Director of Legislative Affairs