



71ST OHIO HOUSE DISTRICT

Rep. Mark Fraizer

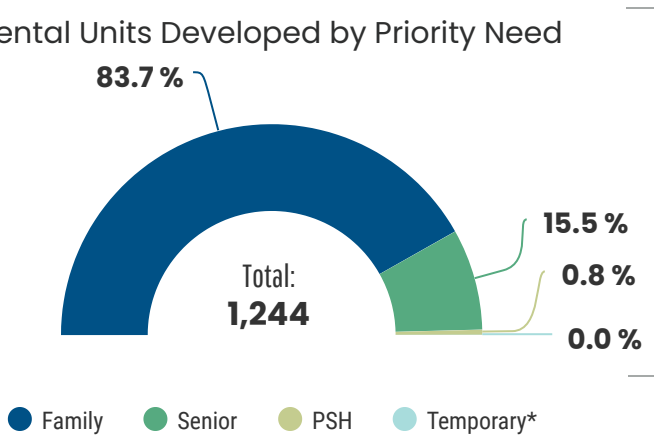
ABOUT OHFA

The Ohio Housing Finance Agency (OHFA) is an independent state agency dedicated to ensuring all Ohioans have a safe and affordable place to call home. OHFA uses federal and state resources to provide housing for low- to moderate-income households through the financing of fixed-rate mortgages, as well as funding the development and preservation of affordable rental housing. At the state level, OHFA relies on two crucial sources of funding: an allocation from the Ohio Housing Trust Fund to supply gap financing for rental housing projects and the capacity to issue Housing Development Loans using Unclaimed Funds from the Ohio Department of Commerce. These resources and programs produce stronger, healthier Ohio communities and stimulate economic activity by supporting more than 5,700 jobs and contributing over \$870 million a year to the state's economy.



OHFA'S IMPACT IN THE 71ST DISTRICT

Rental Units Developed by Priority Need



2,957 Homebuyers Assisted

1,244 Affordable Rental Units Built or Preserved

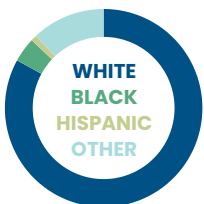
223 Mortgage Holders Helped to Avoid Foreclosure

54 Blighted and Vacant Homes Demolished

OHFA HOMEBUYERS IN THE 71ST DISTRICT

Median Age	Median Income	Average Home Loan	Average FICO® Score
29	\$52,122	\$147,231	710

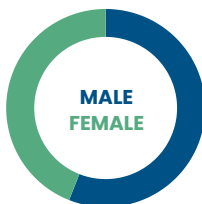
Race & Ethnicity Breakdown



Marital Status Breakdown



Gender Breakdown



HOUSING NEEDS IN OHIO'S 71ST DISTRICT

Veterans

1,526 veterans or 25% of veteran heads of household in the 71st spend more than 30% of income on housing.



Price-to-Income Ratio

The average home price in the 71st is \$192,060, or 2.4 years of family income for the average potential homebuyer.



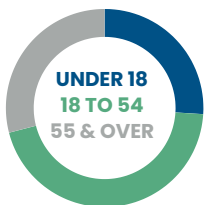
Older Adults

6,220 older adults or 26% of heads of household 55 or over in the 71st spend more than 30% of income on housing.

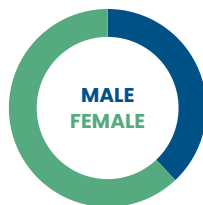


LOW-INCOME RENTERS IN THE 71ST DISTRICT

All Members of Household by Age



Heads of Household by Gender



Number of Low-Income Renters

15,379 All Household Members
7,846 Households

Average Age

37 All Members of Household
51 Head of Household

Income & Rent Limits

\$37,440 Max. Income
\$936 Max. Rent
60% AMI, Family of 2

Select Local Jobs

(and their average salaries)
Customer Service Reps (\$37K)
Medical Admin Assistants (\$36K)
Forklift Operators (\$35K)



Sources: OHFA internal data (as of June 30, 2020); 2018 State and District Fact Sheets, A Call To Invest in Our Neighborhoods (ACTION) Campaign; IPUMS USA, University of Minnesota; Income Limits, U.S. Department of Housing and Urban Development; Supreme Court of Ohio Case Management System; American Community Survey One- and Five-Year Estimates; Ohio Department of Education (public data request, based on 2019–2020 school year data); Real Estate Analytics Suite, CoreLogic; Occupational Employment Statistics Survey, Bureau of Labor Statistics

Notes: PSH = Permanent Supportive Housing. AMI = Area Median Income. An asterisk (*) indicates 0%. Percentages may not add up to 100% due to rounding. All estimates based on 2019 data unless stated otherwise. See our [website](#) for additional notes.



57 East Main Street
Columbus, OH 43215
614.466.7970 | www.ohiohome.org
Shawn Smith, Interim Executive Director
Guy Ford, Director of Legislative Affairs